






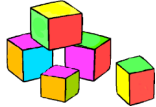

READ-WITH-ME

LITERACY ACTIVITIES FOR

KIDS 0-36 MONTHS



INSTRUCTIONS ON BACK

<p>Count to 10 with your child</p> 	<p>Sort toys by size, (big and little), color, or shape</p>	<p>Have your child take the lead in reading. Example: Where do we start reading? What do you think will happen next?</p>	<p>Sort socks with your child</p> 	<p>Give your child a multi-step instruction. Example: Pick your shoes up and put them in your closet.</p>
<p>Sing a nursery rhyme*</p> 	<p>Read a story together</p> 	<p>Clap the syllables in a song as you sing with your child</p>	<p>Cook a meal with your child and talk about what you are doing</p>	<p>Read a story with your child</p> 
<p>Read a story and let your child turn the pages</p>	<p>Try a new fruit or vegetable and talk about its texture, color, taste, etc.</p>	<p>Play with play dough.*</p>	<p>Read a story with your child</p> 	<p>Make some finger-paint* and let your child paint. Too messy? For easy cleanup, let them paint in an empty bathtub!</p>
<p>Read a story together</p> 	<p>Put on some music and dance!</p> 	<p>Build with blocks</p> 	<p>Read while running your finger under the words as you say them.</p>	<p>Describe foods as you eat together (sweet, sour, salty, soft, crunchy, etc.)</p>
<p>Find items with different textures (smooth, soft, rough, etc.) & talk with your child about how they feel</p>	<p>Put a simple puzzle together with your child*</p> 	<p>Sing the ABC song</p> 	<p>Link books with real life. If you read about a park, take a trip to the park.</p>	<p>Play I Spy Colors with your child. "I spy with my little eye something that is green. What is something green that I might be looking at?"</p>

NAME: _____

PHONE: _____

**See the back for recipes or suggestions for these activities.*

Instructions

Do all the activities listed to get a goody bag and free book for your child! For each page completed your child's name will be entered for our large and grand prize drawings, but only one goody bag and book will be given per child.

• FINGER-PAINT RECIPE

- ◇ 2 cups of corn starch
- ◇ 1 cup of cold water
- ◇ 4.5 cups of boiling water
- ◇ Liquid food coloring

Mix the corn starch with the cold water and stir together. Pour in the boiling water a cup at a time and stir between each cup. It goes really strange (you are basically mixing a hot oobleck goop) but keep stirring and eventually it will seem to "melt" into a wonderful, custard-like consistency. Portion out into small jars or bowls and add color. If the paint doesn't thicken up, try adding corn starch a little at a time (up to 1 cup). You may also try mixing it over medium heat to help bring it together.

• NO COOK PLAY DOUGH RECIPE

- ◇ 2 cups plain flour
- ◇ 1 cup salt
- ◇ 1 t oil
- ◇ 1/2 to 1 cup cold water
- ◇ 2 drops liquid food coloring

Combine plain flour and salt. Add water, food coloring and oil. Mix until ingredients are combined. Knead well. If consistency is too wet add a little plain flour.

• MAKE YOUR OWN PUZZLE

You don't need to purchase puzzles. Glue a picture from a magazine onto cardboard (empty cereal boxes work great!) and cut out puzzle shapes. You can make them simple (4-6 pieces) for young children, or harder for older children. Make it even more special by having your child draw, color, or paint the picture you use to make the puzzle. Store in a shoe box or Ziplock bag.

SAMPLE NURSERY RHYMES

All Around the Mulberry Bush

All around the mulberry bush
The monkey chased the weasel.
The monkey thought 'twas all in fun.
Pop! goes the weasel.

A penny for a spool of thread,
A penny for a needle.
That's the way the money goes.
Pop! goes the weasel.

Up and down the City Road,
In and out of the Eagle,
That's the way the money goes.
Pop! goes the weasel.

Half a pound of tuppenny rice,
Half a pound of treacle,
Mix it up and make it nice,
Pop! goes the weasel

Peter, Peter Pumpkin Eater

Peter, Peter, pumpkin eater,
Had a wife and couldn't keep her.
He put her in a pumpkin shell
And there he kept her, very well.

Research in early literacy reveals that nursery rhymes can be instrumental in boosting young children's ability to master pre-reading skills. The library has books of nursery rhymes available for checkout, or visit the websites below for more ideas.

<http://laptimesongs.com/alphabetical/mother-geese-nursery-rhymes/>

<http://www.rhymes.org.uk/>